

2006 Kawasaki Ninja ZZR600

SPECIFICATIONS AND PERFORMANCE DATA



ENGINE

Type:liquid-cooled, inline four
 Valvetrain:DOHC, 4 valves per cyl.,
 shim under bucket valve adjustment
 Size:599cc
 Bore/stroke:66.0mm x 43.8mm
 Comp. ratio:12.8:1
 Carburetion:Mikuni BDSR36R
 36mm x 4 with ram-air induction
 Exhaust:4-2-1 w/catalyst

DRIVETRAIN

Transmission:6-speed
 Final drive:#525 chain,
 RPM @ 65* mph/redline:5647/14,800
 *actual, not indicated

DIMENSIONS

Wheelbase:55.1"
 Rake/trail23.5°/3.7"
 Ground clearance:5.6"
 Seat height:31.6"
 GVWR:836 lbs.
 Wet weight:441 lbs.
 Carrying capacity:395 lbs.

SUSPENSION

Front:46mm cartridge fork,
 adj. preload, comp, reb. damping
 4.7" travel
 Rear:single shock, adj. ride height,
 comp. and reb. damping,
 5.3" travel

BRAKES

Front:dual 300mm discs,
 six-piston, double-action calipers
 Rear:220mm disc
 single-piston caliper

TIRES & WHEELS

Front:120/65-ZR17 Dunlop
 D207 on 3.50" x 17" wheel
 Rear:180/55-ZR17 Dunlop
 D207 on 5.50" x 17" wheel

ELECTRICS

Battery:12V, 8AH
 Ignition:Digital with TPS input
 Headlight:dual 60/55W

FUEL


Tank capacity:4.8 gal.
 Fuel octane recommended:90
 High/low/avg. mpg:41.6/27.3/36.1



PERFORMANCE

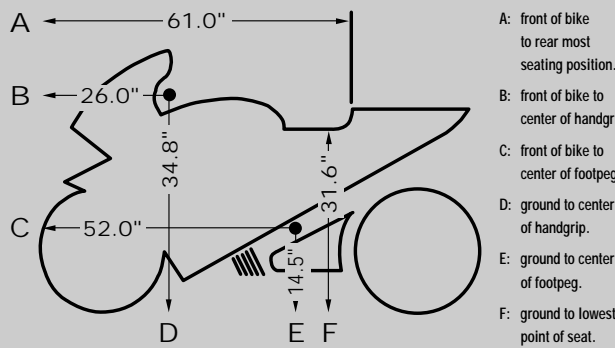
Measured top speed155.7 mph
 0-1/4 mile11.19 sec.
 @ 121.96 mph
 0-60 mph3.42 sec.
 0-100 mph7.80 sec.
 60-0 mph119.4'
 Power to Weight Ratio1:4.92
 Speed @ 65 mph (indicated)61.0

M/C RATING SYSTEM



Engine	●●●●●
Transmission	●●●●●
Suspension	●●●●○
Brakes	●●●●○
Handling	●●●●○
Styling	●●●●○
Riding Impression	●●●●●
Instruments/Controls	●●●●○
Attention to Detail	●●●●○
Value	●●●●●
OVERALL RATING	●●●●●

ERGONOMICS TEMPLATE



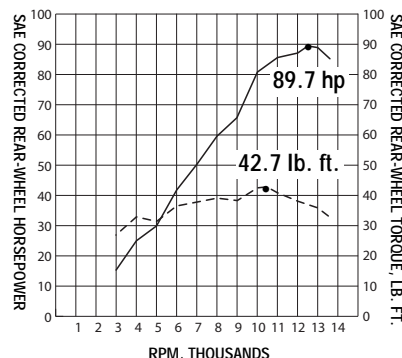
MISCELLANEOUS

Instruments:tach, speedo,
 odometer, tripmeter, coolant
 temp., coolant warning light, clock
 Indicators:hi-beam, t/s, neutral,
 high coolant temp., low oil pressure
 MSRP:\$7299
 Routine service interval:.....3500 mi.
 Valve adj. interval:7500 mi.
 Warranty:12 mo., unlimited miles
 Colors:Galaxy Silver

DYNAMOMETER DATA

Low end ●●●●●
 Mid-range ●●●●○
 Top end ●●●●○

The ZZR600's engine is a reminder of how well a perfectly tuned set of carburetors can work. Always responsive, with no flat spots or abruptness, it makes the strongest power and runs smoothest versus its competitors in this group.



TEST NOTES

PICKS

- Spectacular engine, responsive and powerful at all rpm
- Exceptionally slick transmission matched to a great clutch
- Refined and attractive appearance avoids "boy racer" look

PANS

- Rear shock suffers from inadequate rebound damping
- Speedo is crowded with numbers and hard to read
- Higher cruising rpm equals lower gas mileage

STANDARD MAINTENANCE

Item	Time	Parts	Labor
Oil & Filter	1.0	\$17.25/\$20	\$60.00
Air Filter	0.5	\$47.00	\$30.00
Valve Adjust	3.0	\$141.64	\$180.00
Battery Access	0.2	MF	\$12.00
Final Drive	0.2		\$12.00
R/R Rear Whl.	1.0		\$60.00
Change Plugs	0.5	\$18.00	\$30.00
Adjust carbs	2.0		\$120.00
Totals	8.4	\$243.89	\$504.00