

2006 KTM 950SM

SPECIFICATIONS AND PERFORMANCE DATA



ENGINE

Type:.....liquid-cooled, 75° V-twin
 Valvetrain:DOHC, 4 valves per cyl.,
 shim under bucket valve adjustment
 Displacement:942cc
 Bore/stroke:.....100.0mm x 60.0mm
 Compression ratio:11.5:1
 Fuel system:2 Keihin CVRD43mm
 carburetors
 Exhaust:.....2-2

DRIVETRAIN

Transmission:6-speed
 Final drive:#530 X-ring chain
 RPM @ 65* mph/redline:.....n/a/9500

DIMENSIONS

Wheelbase:59.45"
 Rake/trail:25.4°/4.33"
 Ground clearance:7.8"
 Seat height:33.8"
 GVWR:882 lbs.
 Wet weight:455.0 lbs.
 Carrying capacity:427 lbs.

SUSPENSION

Front:48mm WP inverted cartridge
 forks, adj. preload, comp. and reb.
 damping, 7.87" travel
 Rear: direct-acting WP remote-reserv-
 oir monoshock, adj. preload, rebound,
 plus high- and low-speed compression
 damping, 8.27" travel

BRAKES

Front:twin 305mm floating discs,
 with twin Brembo four-piston,
 four-pad, radial mount calipers
 Rear:240mm disc, w/Brembo
 twin-piston, single-action caliper

TIRES & WHEELS

Front:120/70ZR17 Pirelli Scorpion
 Sync on Brembo 3.50" x 17" wheel
 Rear:180/55ZR17 Pirelli Scorpion
 Sync on Brembo 5.50" x 17" wheel

ELECTRICS

Battery:12V, 11.2AH
 Ignition:3-D digitally mapped
 Headlight: dual 55W, one low, one high

FUEL


Tank capacity:4.62 gal.
 Fuel grade specified:.....91 octane
 High/low/avg. mpg:40.9/33.8/37.1



PERFORMANCE

Measured top speed137.3 mph
 0-1/4 mile11.45 sec.
 @116.58 mph
 0-60 mph3.60 sec.
 0-100 mph8.26 sec.
 60-0 mph118.5'
 Power to Weight Ratio1:4.93
 Speed @ 65 mph indicated:60.2

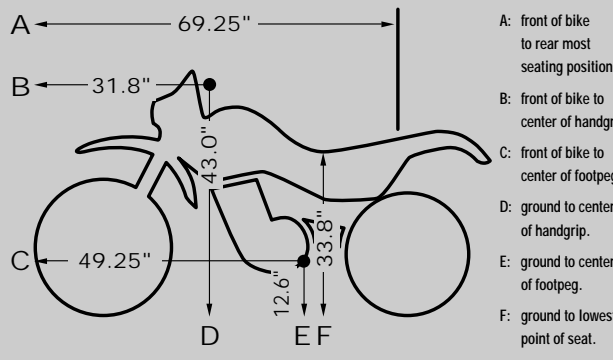
M/C RATING SYSTEM



----- *Open Dual-Sport* -----

Engine	●●●●●
Transmission	●●●●○
Suspension	●●●●○
Brakes	●●●●●
Handling	●●●●●
Styling	●●●●●
Riding Impression	●●●●●
Instruments/Controls	●●●●○
Attention to Detail	●●●●●
Value	●●●●○
OVERALL RATING	●●●●○

ERGONOMICS TEMPLATE



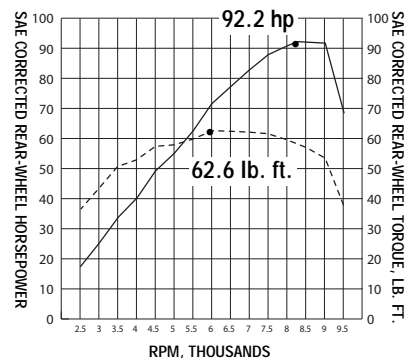
MISCELLANEOUS

Instruments:.....Digital speedo,
 clock, LCD bar-type coolant tempera-
 ture gauge, digital odometer, dual trip
 meters, miles-to-empty "reserve"
 Indicators: hi-beam, t/s, neutral,
 low fuel, oil pressure, coolant temp.
 MSRP:\$12,998
 Routine service interval:.....3000 mi.
 Valve adj. interval:.....10,000 mi.
 Warranty:12 mo., unlimited miles
 Colors:Orange/Black, Black

DYNAMOMETER DATA

Low end ●●●●○
 Mid-range ●●●●○
 Top end ●●●●○

Small changes to the intake and exhaust plumbing add 7 hp vs. the Adventure. Flawless carburetion gives excellent rideability but less fuel economy than EFI. The motor provides a great sound, smooth running and exciting performance.



TEST NOTES

PICKS

- Exuberant performance that matches its Halloween style
- Great handling from top-spec WP suspension
- Spectacular four-piston, four-pad Brembo front brakes

PANS

- A 60-mile seat reduces average speeds on longer rides
- Inadequate wind protection at freeway speeds
- It should have a tachometer (the Adventure model does)

STANDARD MAINTENANCE

Item	Time	Parts	Labor
Oil & Filter0.7\$14.92 +\$20	\$42.00
Air Filter0.3\$32.56\$18.00
Valve Adjust0.9\$50.00\$54.00
Battery Access0.2MF\$12.00
Final Drive0.1	\$6.00
R/R Rear Whl.0.6	\$36.00
Change Plugs0.5\$25.66\$30.00
Synch Carbs0.9	\$54.00
Totals	4.2	\$143.14	\$252.00